

**Salarios por tipo de personal Secretaría de Estado de Educación**  
**Salario Base e Incentivos**  
**2000-2007**

<b>En RD\$ Corriente</b>	<b>2000</b>	<b>2001</b>	<b>2002</b>	<b>2003</b>	<b>2004</b>	<b>2005</b>	<b>2006</b>	<b>2007</b>
Maestro Básica	4,452	4,702	4,846	5,248	5,721	7,437	7,437	9,906
Director Básica	5,393	5,673	6,465	6,889	7,509	9,762	9,762	9,762
Maestro Media	4,625	4,875	5,227	5,227	5,697	7,174	7,174	11,887
Director Media	7,425	7,775	7,963	8,835	9,630	12,519	12,519	12,519
Maestro Politécnicos	7,470	8,217	11,360	11,030	12,022	15,629	15,629	15,629
Técnico Docente Nacional	11,929	13,355	14,000	14,000	15,260	19,838	19,838	19,838
Técnico Regional	11,357	12,530	13,000	13,000	14,170	18,421	18,421	18,421
Técnico Distrital	10,351	11,480	12,000	12,000	13,080	17,004	17,004	17,004

<b>En RD\$ Constante</b>	<b>2000</b>	<b>2001</b>	<b>2002</b>	<b>2003</b>	<b>2004</b>	<b>2005</b>	<b>2006</b>	<b>2007</b>
Maestro Básica	4,080	3,957	3,876	3,294	2,370	2,957	2,749	3,450
Director Básica	4,942	4,774	5,170	4,323	3,111	3,882	3,609	3,400
Maestro Media	4,238	4,103	4,181	3,280	2,361	2,853	2,652	4,140
Director Media	6,804	6,543	6,369	5,544	3,990	4,978	4,628	4,360
Maestro Politécnicos	6,845	6,915	9,086	6,922	4,981	6,215	5,778	5,443
Técnico Docente Nacional	10,931	11,239	11,197	8,786	6,323	7,889	7,334	6,909
Técnico Regional	10,407	10,544	10,398	8,158	5,871	7,325	6,810	6,416
Técnico Distrital	9,485	9,661	9,598	7,531	5,419	6,762	6,286	5,922

**Reajustes al salario  
1996-2008**

	Maestros Básica	IPC	Salarios deflactados	Directores básica	IPC base 1991	Salarios deflactados
1996	1,294	83.81	1,543	1,658	83.81	1,979
1997	2,500	90.77	2,754	2,800	90.77	3,085
1998	2,500	95.15	2,627	2,800	95.15	2,943
1999	2,500	101.31	2,468	2,800	101.31	2,764
2000	2,500	109.13	2,291	2,800	109.13	2,566
2001	2,750	118.83	2,314	3,080	118.83	2,592
2002	3,600	125.03	2,879	4,704	125.03	3,762
2003	3,600	159.35	2,259	4,704	159.35	2,952
2004	3,924	241.36	1,626	5,127	241.36	2,124
2005	5,101	251.47	2,029	6,666	251.47	2,651
2006	5,101	270.51	1,886	6,667	270.51	2,464
2007	5,101	287.13	1,777	6,668	287.13	2,322
<b>2008</b>	<b>6,785</b>	<b>303.84</b>	<b>2,233</b>	<b>7,599</b>	<b>303.84</b>	<b>2,501</b>

	Maestros Media General	IPC	Salarios deflactados	Directores Media General	IPC base 1991	Salarios deflactados
1996	2,300	83.81	2,744	2,312	83.81	2,759
1997	2,500	90.77	2,754	3,500	90.77	3,856
1998	2,500	95.15	2,627	3,500	95.15	3,678
1999	2,500	101.31	2,468	3,500	101.31	3,455
2000	2,500	109.13	2,291	3,500	109.13	3,207
2001	2,750	118.83	2,314	3,850	118.83	3,240
2002	3,600	125.03	2,879	5,376	125.03	4,300
2003	3,600	159.35	2,259	5,376	159.35	3,374
2004	3,924	241.36	1,626	5,860	241.36	2,428
2005	5,101	251.47	2,029	7,618	251.47	3,029
2006	5,101	270.51	1,886	7,618	270.51	2,816
2007	5,101	287.13	1,777	7,618	287.13	2,653
<b>2008</b>	<b>8,141</b>	<b>303.84</b>	<b>2,679</b>	<b>8,684</b>	<b>303.84</b>	<b>2,858</b>

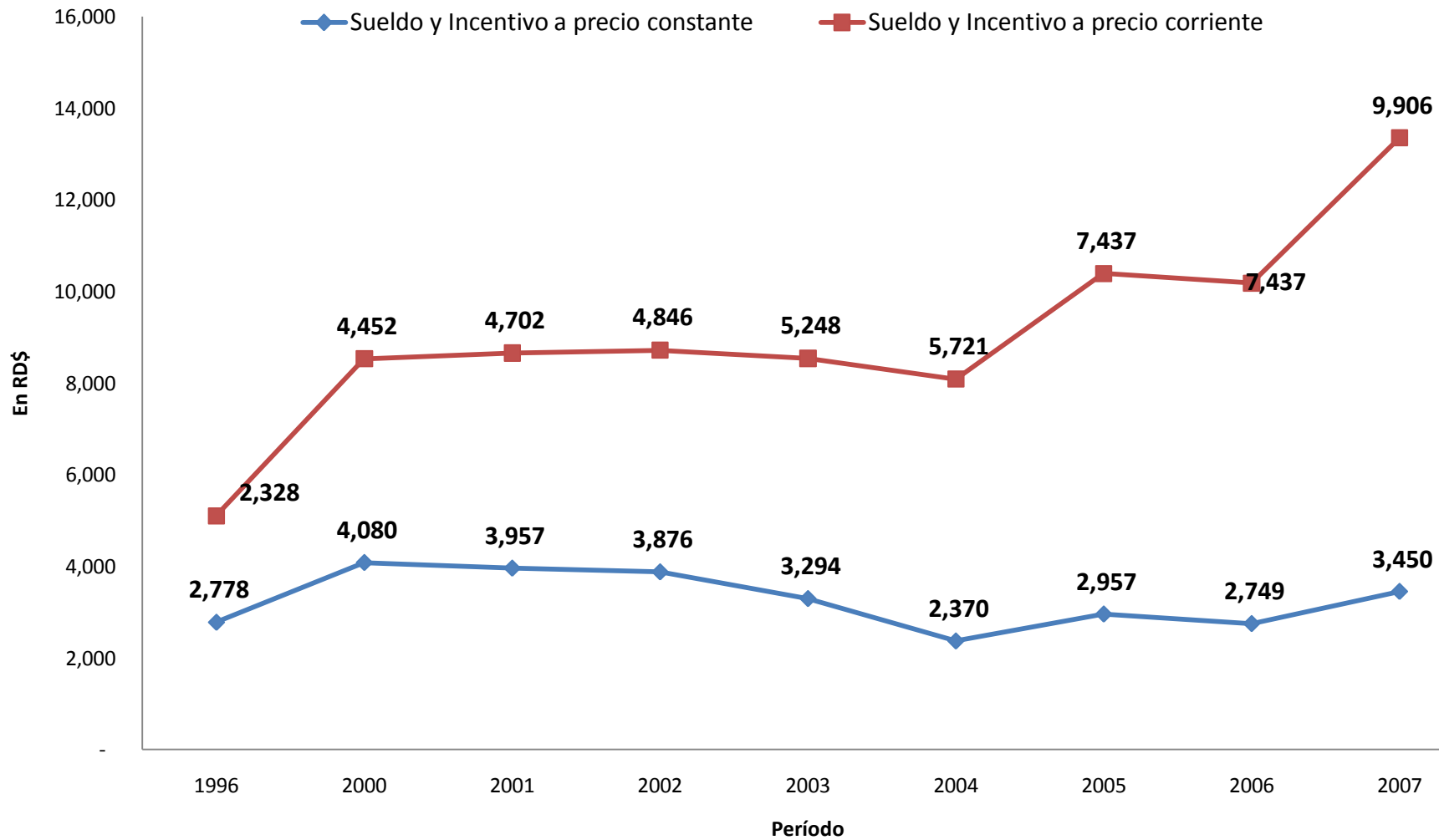
	os Técnico Profesional	IPC	Salarios deflactados	Técnicos Distritales	IPC base 1991	Salarios deflactados
1996	2,300	83.81	2,744	2,654	83.81	3,166
1997	3,300	90.77	3,636	6,300	90.77	6,941
1998	3,800	95.15	3,994	6,300	95.15	6,621
1999	3,800	101.31	3,751	6,300	101.31	6,219
2000	3,800	109.13	3,482	6,300	109.13	5,773
2001	3,800	118.83	3,198	6,930	118.83	5,832
2002	4,180	125.03	3,343	12,000	125.03	9,598
2003	7,360	159.35	4,619	12,000	159.35	7,531
2004	7,360	241.36	3,049	13,080	241.36	5,419
2005	8,022	251.47	3,190	17,004	251.47	6,762
2006	10,429	270.51	3,855	17,004	270.51	6,286
2007	10,429	287.13	3,632	17,004	287.13	5,922
<b>2008</b>	<b>11,889</b>	<b>303.84</b>	<b>3,913</b>	<b>19,361</b>	<b>303.84</b>	<b>6,372</b>

	Técnicos Docentes	IPC	Salarios deflactados	Técnico Regionales	IPC base 1991	Salarios deflactados
1996	3,265	83.81	3,896	3,023	83.81	3,607
1997	6,800	90.77	7,491	6,500	90.77	7,161
1998	6,800	95.15	7,147	6,500	95.15	6,831
1999	6,800	101.31	6,712	6,500	101.31	6,416
2000	6,800	109.13	6,231	6,500	109.13	5,956
2001	7,480	118.83	6,295	7,150	118.83	6,017
2002	14,000	125.03	11,197	13,000	125.03	10,398
2003	14,000	159.35	8,786	13,000	159.35	8,158
2004	15,260	241.36	6,323	14,170	241.36	5,871
2005	19,838	251.47	7,889	18,421	251.47	7,325
2006	19,838	270.51	7,334	18,421	270.51	6,810
2007	19,838	287.13	6,909	18,421	287.13	6,416
<b>2008</b>	<b>22,624</b>	<b>303.84</b>	<b>7,446</b>	<b>20,985</b>	<b>303.84</b>	<b>6,907</b>

# Salario Profesor de Educación Básica

## Sueldo e Incentivos

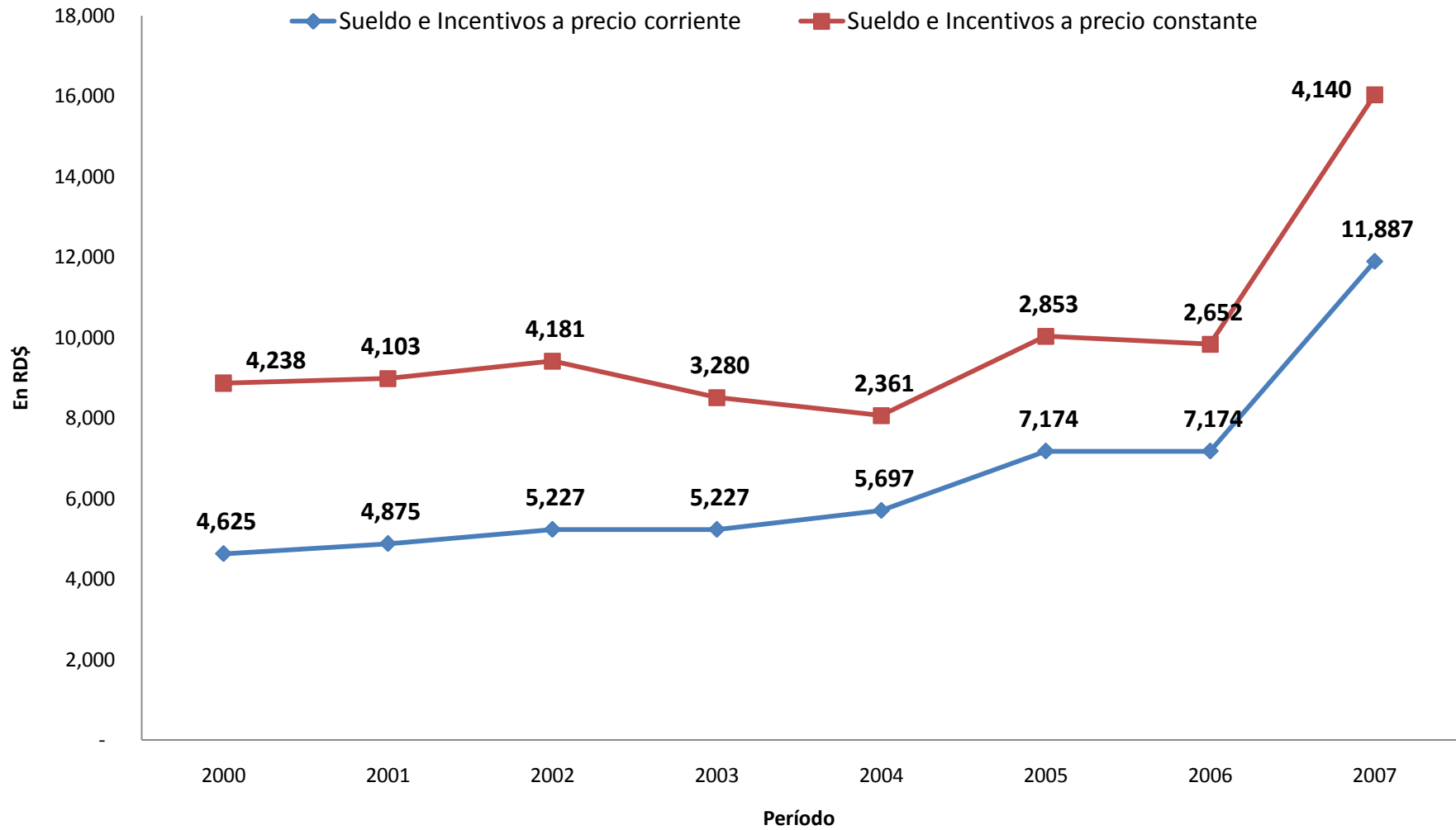
### 1996-2007



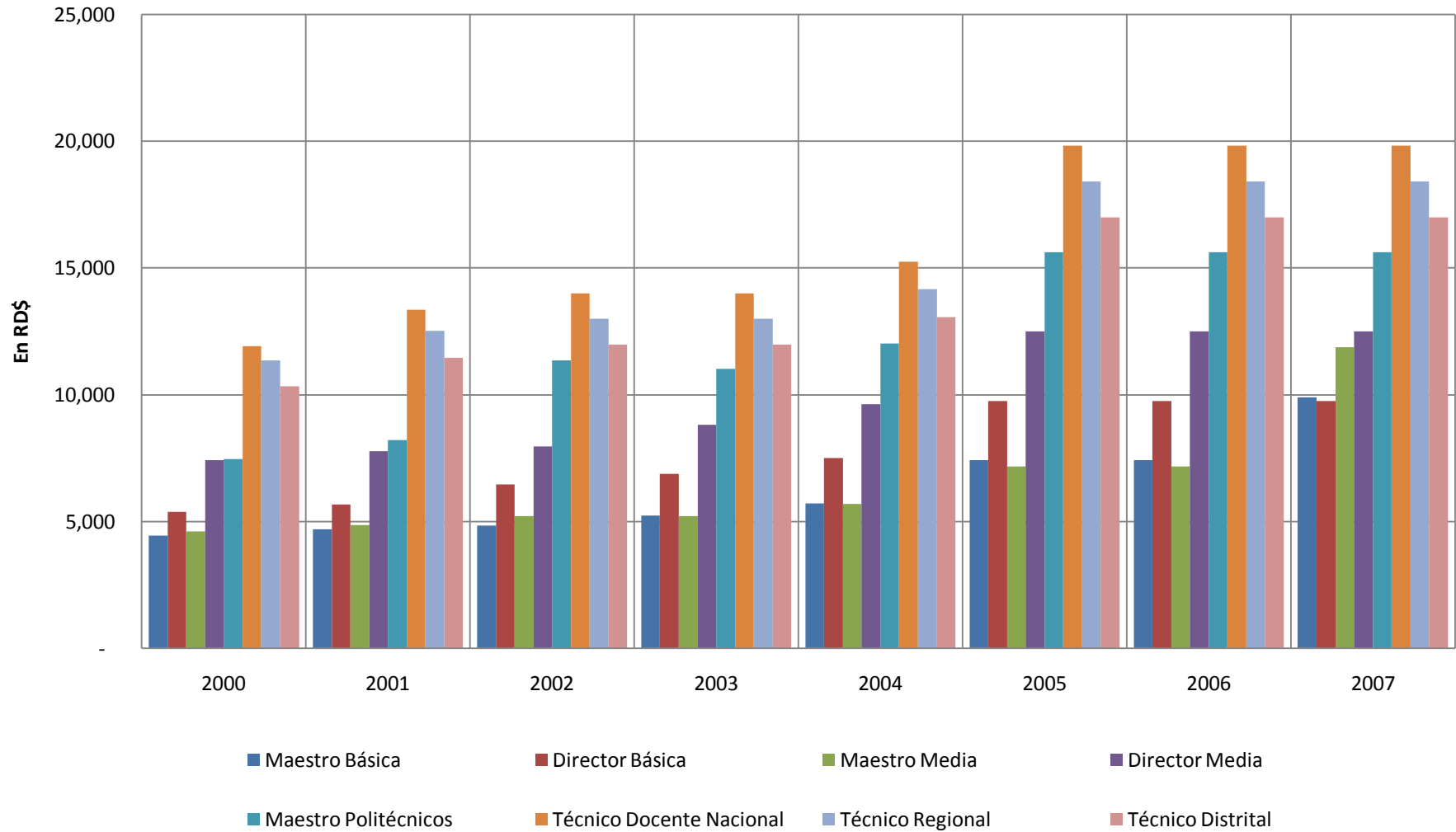
# Salario Profesor de Educación Media

## Sueldo e Incentivos

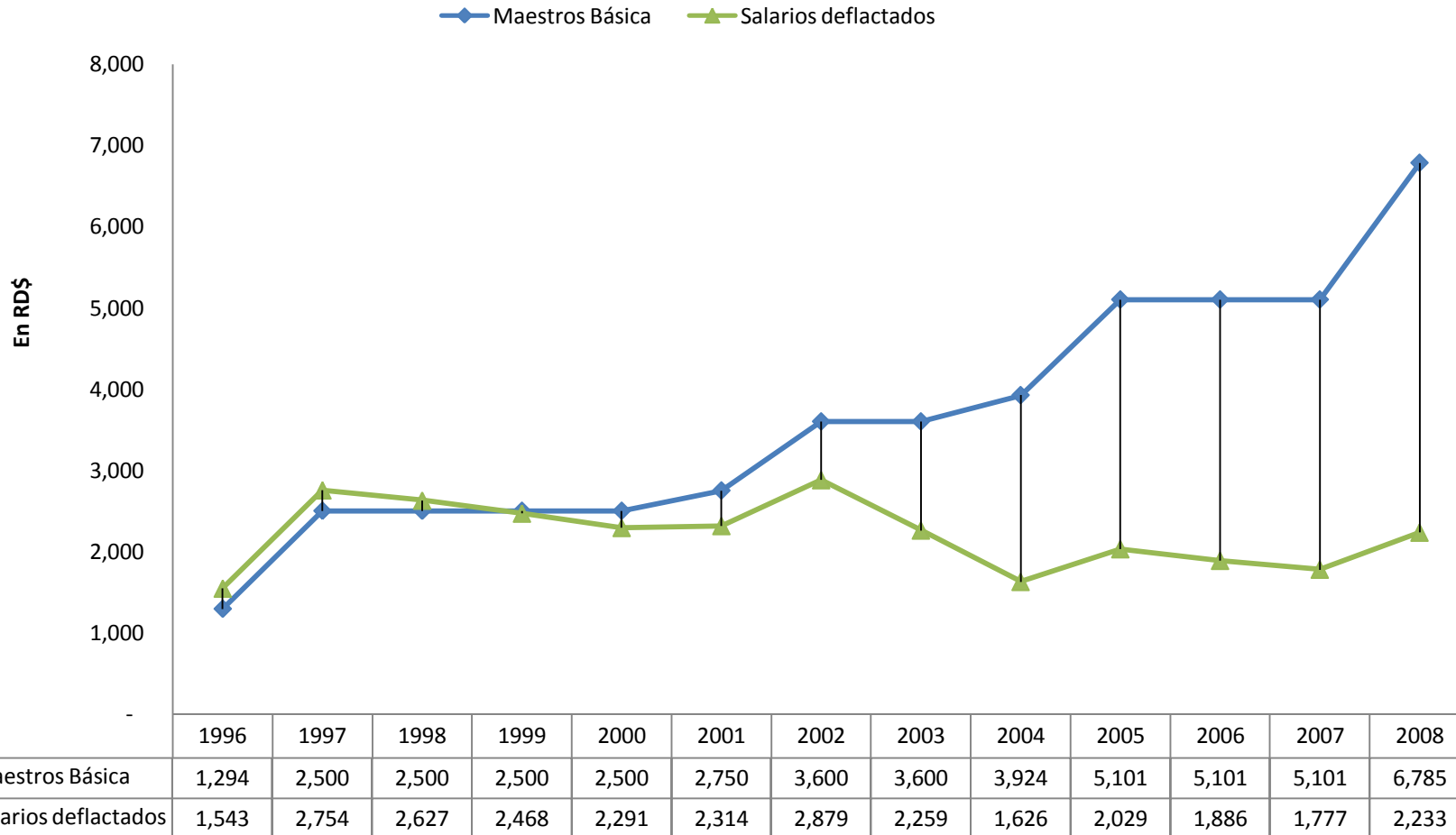
### 2000-2007



# Salarios Maestros, Directores y Técnicos Sueldos e Incentivos 2000-2007 A precios corrientes



# Salario Base Maestro Básica A precios corrientes y constantes 1996-2008

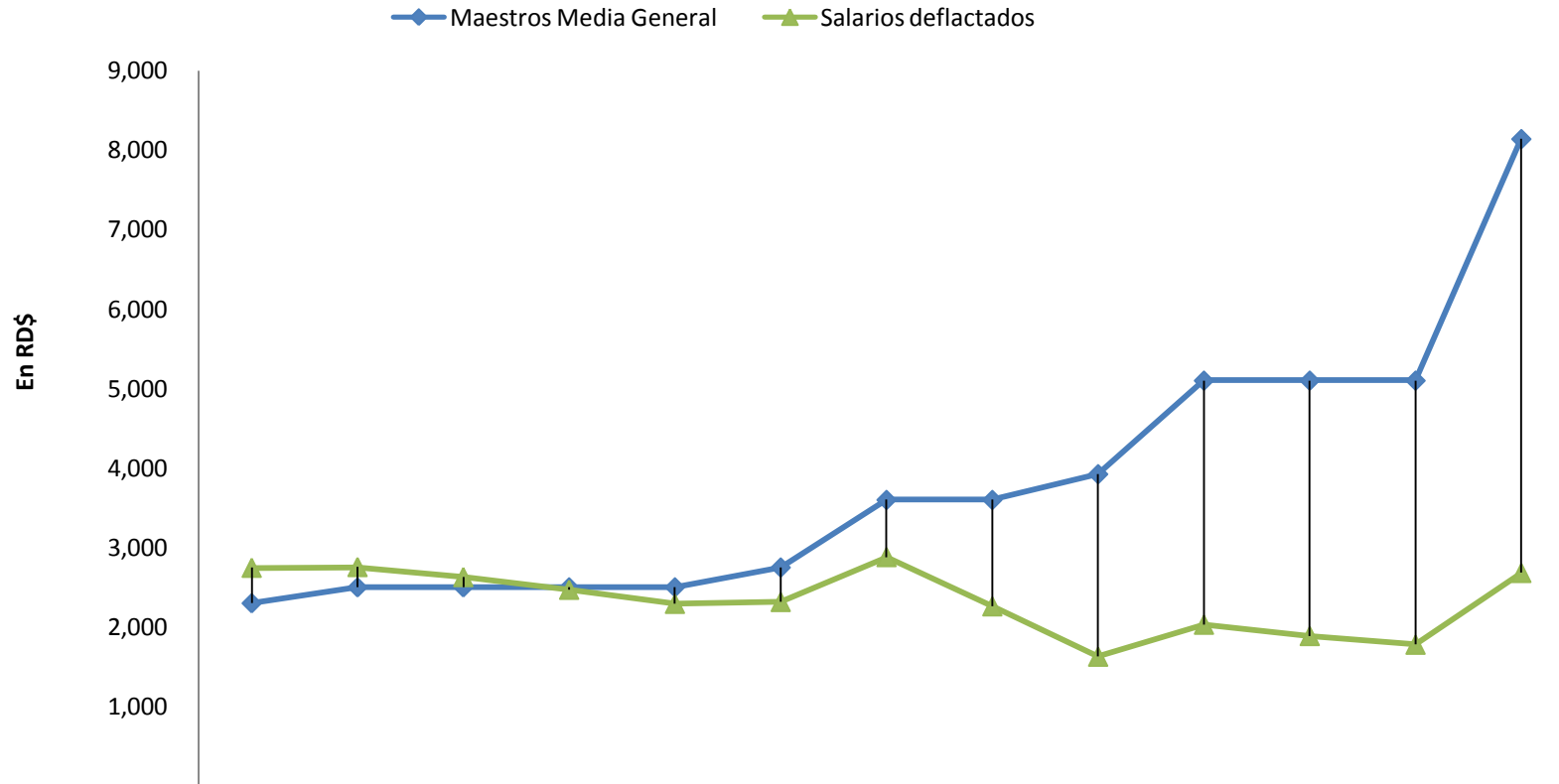


# Salario Base Director Básica A precios corrientes y constantes 1996-2008



	1996	1997	1998	1999	2000	2001	2002	2003	2004	2005	2006	2007	2008
◆ Directores básica	1,658	2,800	2,800	2,800	2,800	3,080	4,704	4,704	5,127	6,666	6,667	6,668	7,599
▲ Salarios deflactados	1,979	3,085	2,943	2,764	2,566	2,592	3,762	2,952	2,124	2,651	2,464	2,322	2,501

# Salario Base Maestro Media General A precios corrientes y constantes 1996-2008



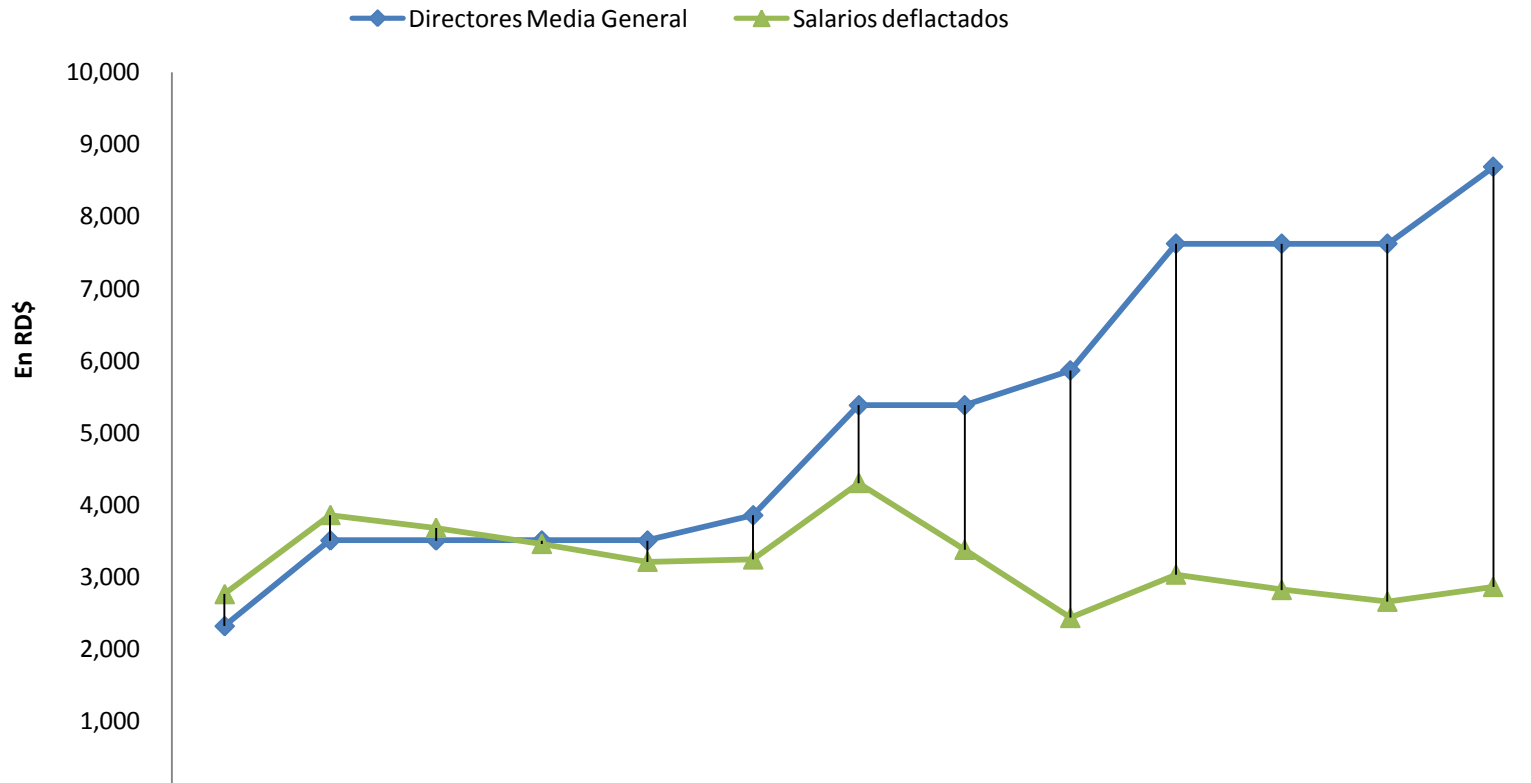
	1996	1997	1998	1999	2000	2001	2002	2003	2004	2005	2006	2007	2008
◆ Maestros Media General	2,300	2,500	2,500	2,500	2,500	2,750	3,600	3,600	3,924	5,101	5,101	5,101	8,141
▲ Salarios deflactados	2,744	2,754	2,627	2,468	2,291	2,314	2,879	2,259	1,626	2,029	1,886	1,777	2,679

# Salario Base

## Directores Media General

### A precios corrientes y constantes

### 1996-2008



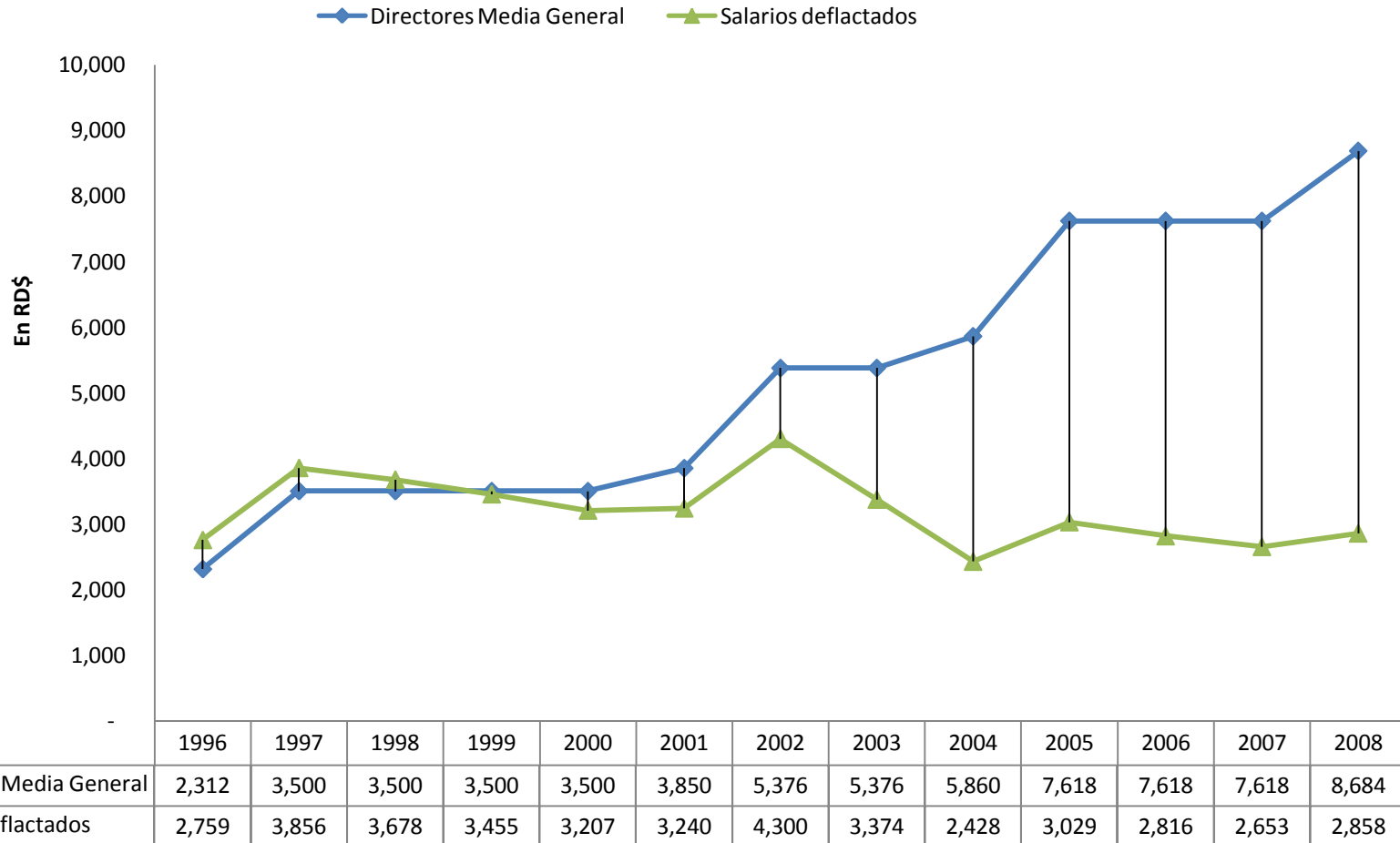
	1996	1997	1998	1999	2000	2001	2002	2003	2004	2005	2006	2007	2008
◆ Directores Media General	2,312	3,500	3,500	3,500	3,500	3,850	5,376	5,376	5,860	7,618	7,618	7,618	8,684
▲ Salarios deflactados	2,759	3,856	3,678	3,455	3,207	3,240	4,300	3,374	2,428	3,029	2,816	2,653	2,858

# Salario Base

## Directores Media General

### A precios corrientes y constantes

### 1996-2008

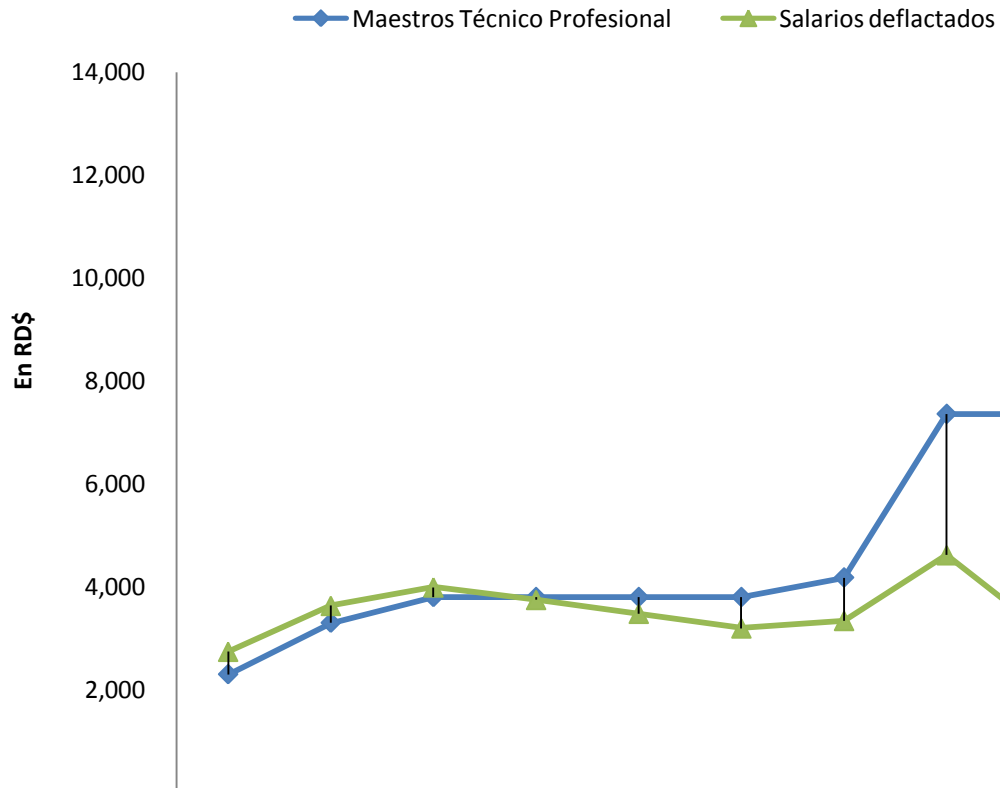


# Salario Base

## Maestros Técnico Profesional

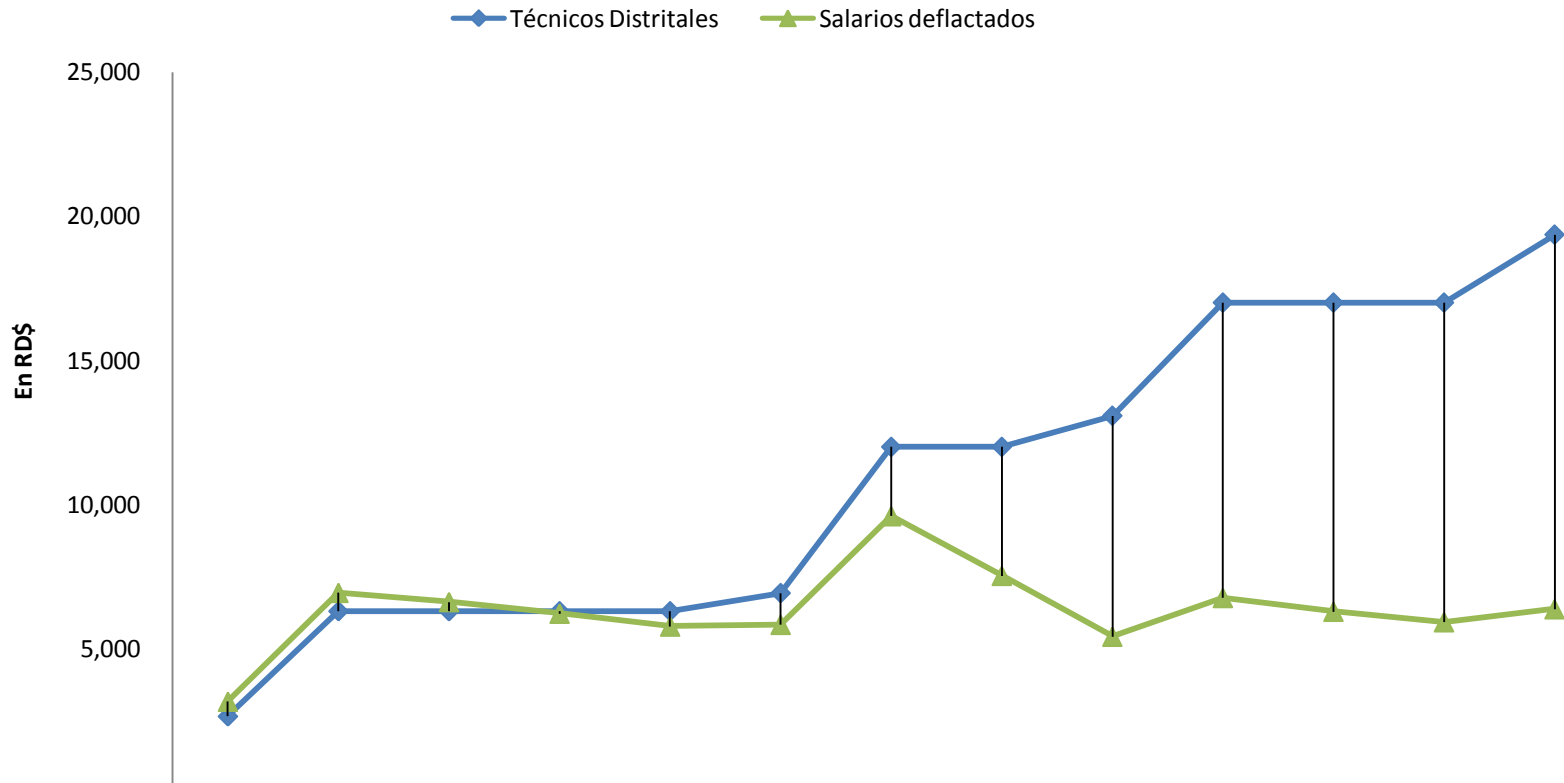
### A precios corrientes y constantes

### 1996-2008



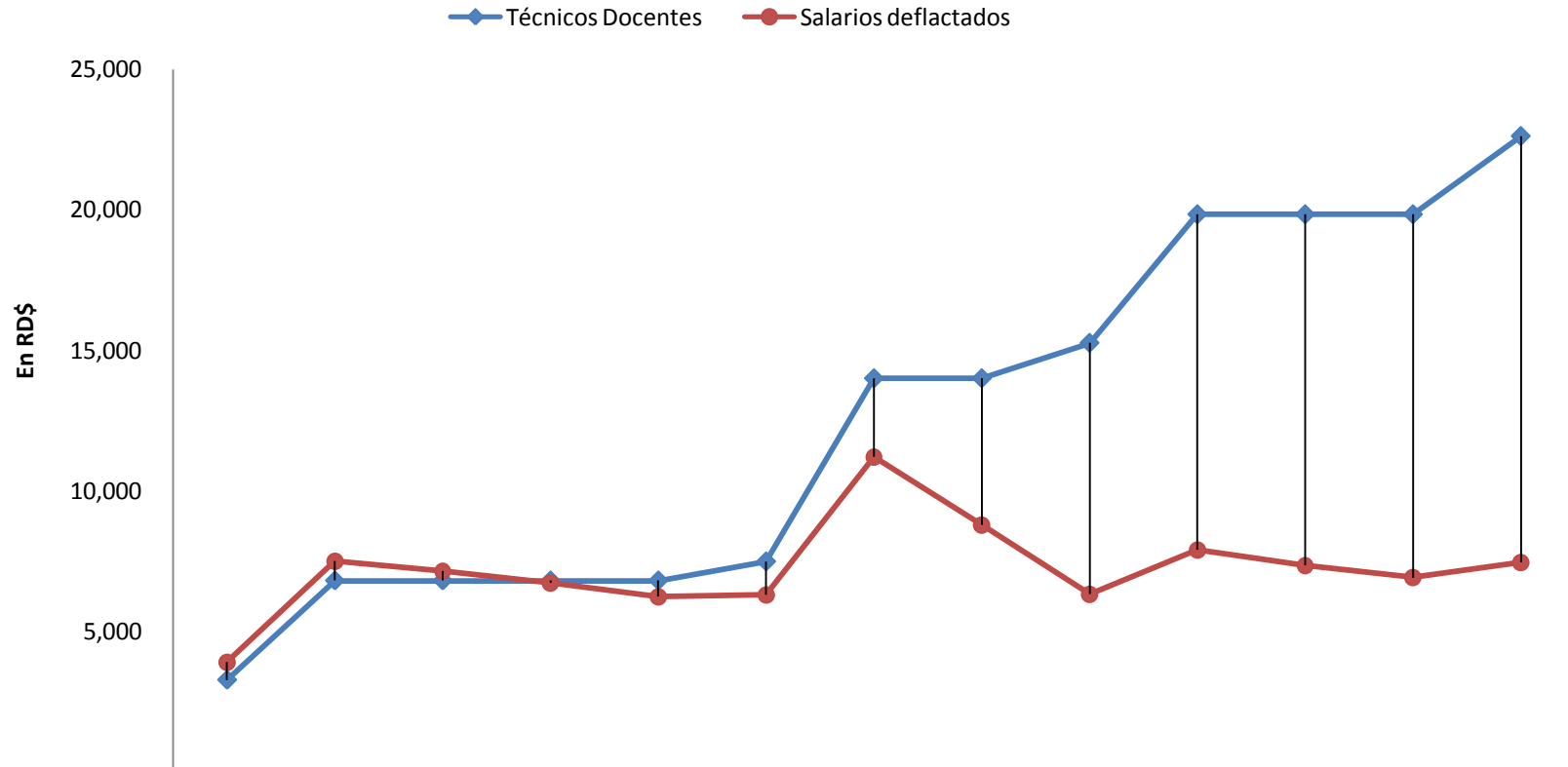
	1996	1997	1998	1999	2000	2001	2002	2003	2004	2005	2006	2007	2008
◆ Maestros Técnico Profesional	2,300	3,300	3,800	3,800	3,800	3,800	4,180	7,360	7,360	8,022	10,429	10,429	11,889
▲ Salarios deflactados	2,744	3,636	3,994	3,751	3,482	3,198	3,343	4,619	3,049	3,190	3,855	3,632	3,913

# Salario Base Técnicos Distritales A precios corrientes y constantes 1996-2008



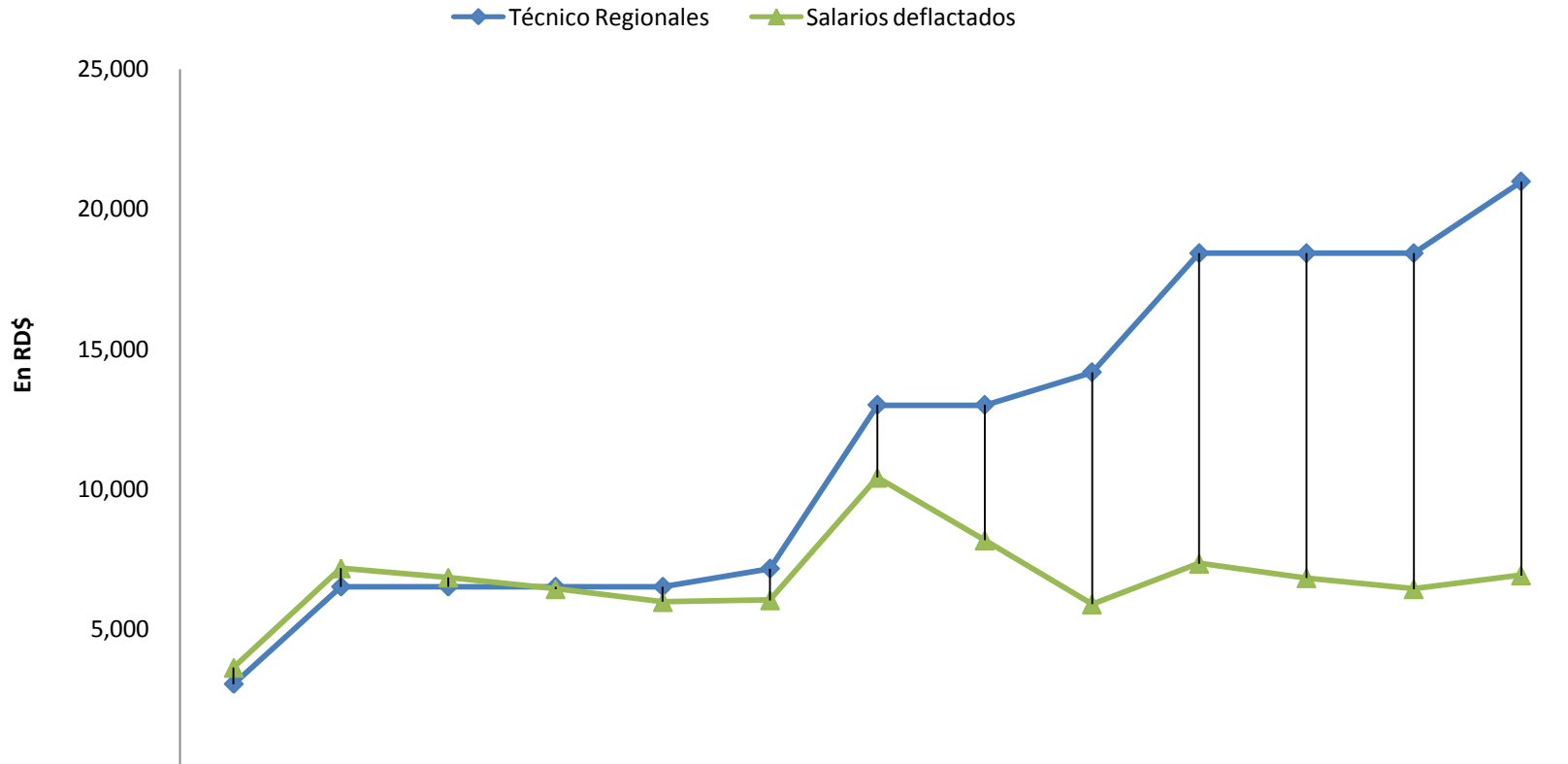
	1996	1997	1998	1999	2000	2001	2002	2003	2004	2005	2006	2007	2008
◆ Técnicos Distritales	2,654	6,300	6,300	6,300	6,300	6,930	12,000	12,000	13,080	17,004	17,004	17,004	19,361
▲ Salarios deflactados	3,166	6,941	6,621	6,219	5,773	5,832	9,598	7,531	5,419	6,762	6,286	5,922	6,372

# Salario Base Técnicos Docentes A precios corrientes y constantes 1996-2008



	1996	1997	1998	1999	2000	2001	2002	2003	2004	2005	2006	2007	2008
◆ Técnicos Docentes	3,265	6,800	6,800	6,800	6,800	7,480	14,000	14,000	15,260	19,838	19,838	19,838	22,624
● Salarios deflactados	3,896	7,491	7,147	6,712	6,231	6,295	11,197	8,786	6,323	7,889	7,334	6,909	7,446

# Salario Base Técnicos Regionales A precios corrientes y constantes 1996-2008



	1996	1997	1998	1999	2000	2001	2002	2003	2004	2005	2006	2007	2008
<span style="color: blue;">◆</span> Técnico Regionales	3,023	6,500	6,500	6,500	6,500	7,150	13,000	13,000	14,170	18,421	18,421	18,421	20,985
<span style="color: green;">▲</span> Salarios deflactados	3,607	7,161	6,831	6,416	5,956	6,017	10,398	8,158	5,871	7,325	6,810	6,416	6,907